



Each year City College of San Francisco analyzes disaggregated student data to review opportunity gaps, assess progress, and plan for improvement. The data are disaggregated by the California Community Colleges Chancellor's Office (CCCCO) identified groups.

These data tables are used by the Office of Student Equity, the Student Equity Strategies Committee (an Academic Senate Committee), and the college to inform decision-making. These data are updated each year.

An opportunity gap occurs when a subset of students based on student characteristic such as race/ethnicity, gender and other demographics are unjustifiably experiencing lower outcomes compared to the student population.

PPG method:

Successful Enrollment/Access	Are first time CCCApply applicants from 2020-21 enrolling into at least one course at CCSF?	Are we reaching the populations in our service area (San Francisco city/county)?
Persistence	Do first time students enrolled in the 2020-21 AY enroll in the subsequent primary term?	Do students enrolled in Fall 2020 semester then enroll in the Spring 2021 semester?
	Do 2020-21 first time students complete	Do 2020

The CCCCCO identified the following groups to be disaggregated at all California Community Colleges. The following data tables will be disaggregated by one or more of the following groups when data are available:


- 3 Ethnicity
- 3 Current or former foster youth
- 3 Students with disabilities (DSPS)
- 3 Low income students (CCPG/Pell recipients)
- 3 First Generation Students
- 3 Veterans
- 3 LGBTQ+ students
- 3 Students experiencing homelessness

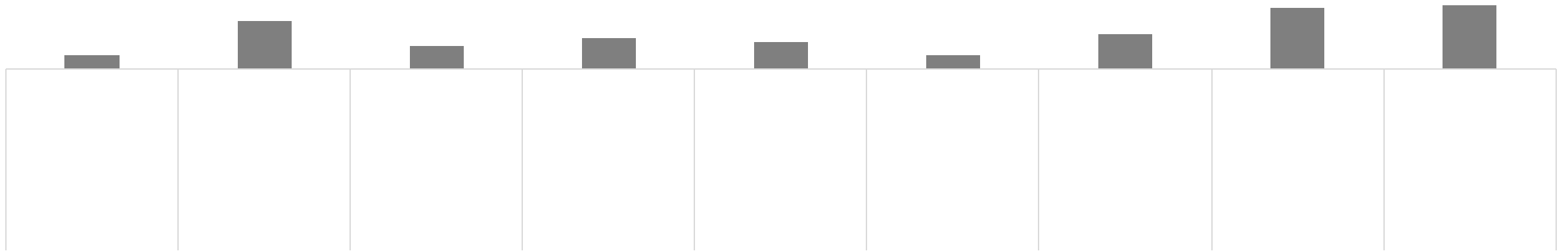
-
- American Indian or Alaskan Native
 - Black or African American
 - Filipino
 - Latino/a/x
 - Pacific islander or Hawaiian Native

 - Foster Youth
 - DSPS
 - LGBTQ+
 - Students experiencing homelessness

Access/Successful Enroll	IP475 201
--------------------------	-----------

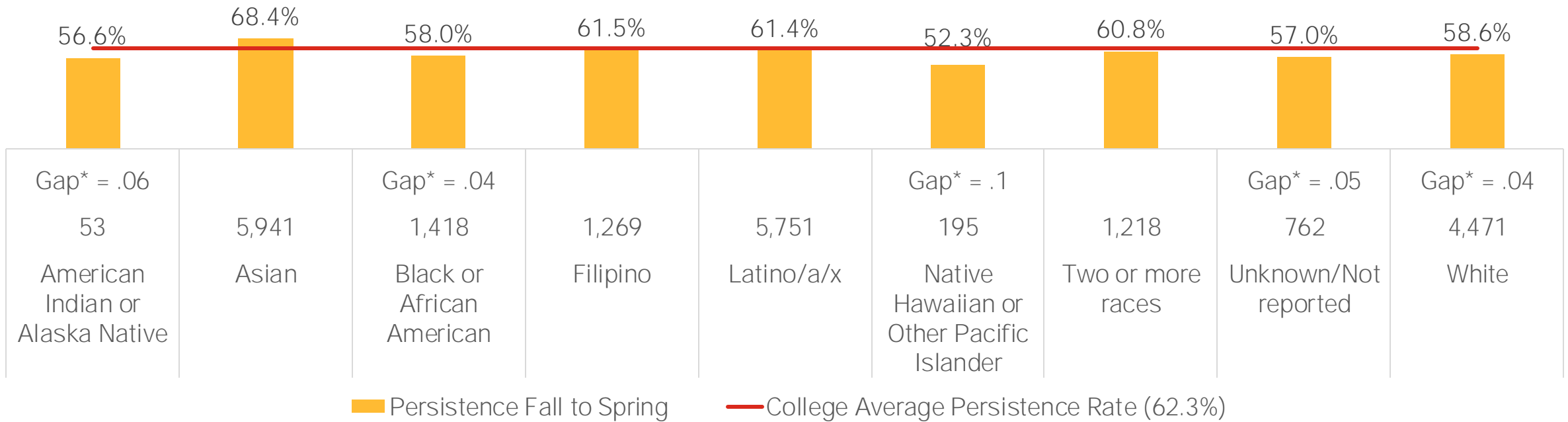
All populations





Demographics

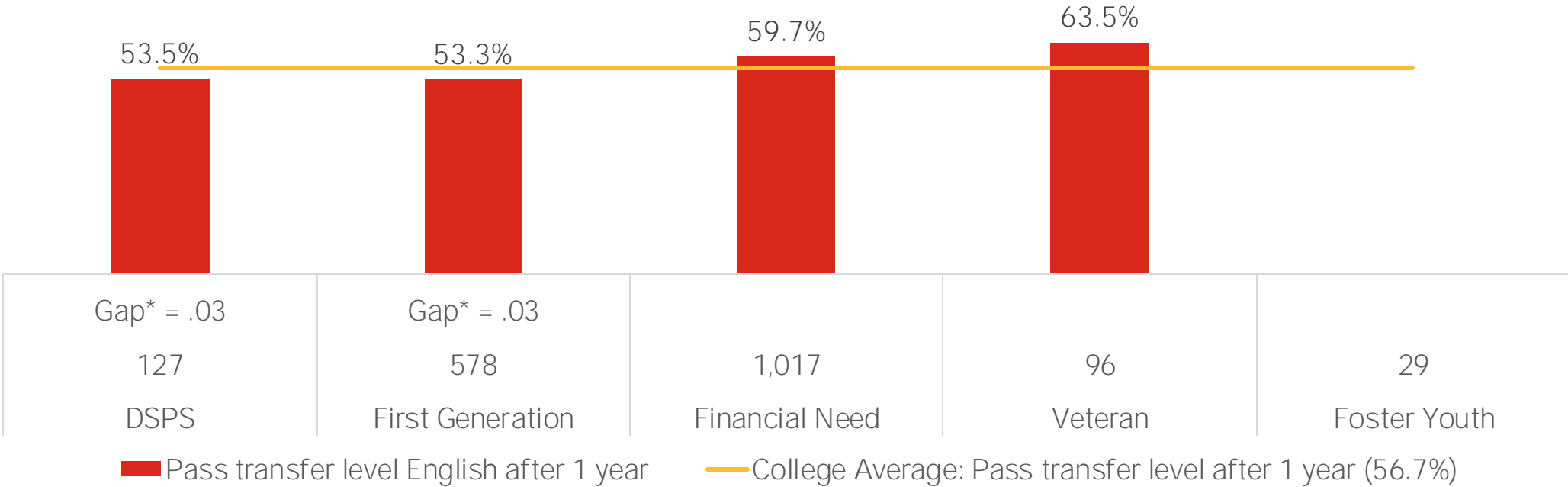
Persistence from Fall to Spring
2020-2021
Race/Ethnicity



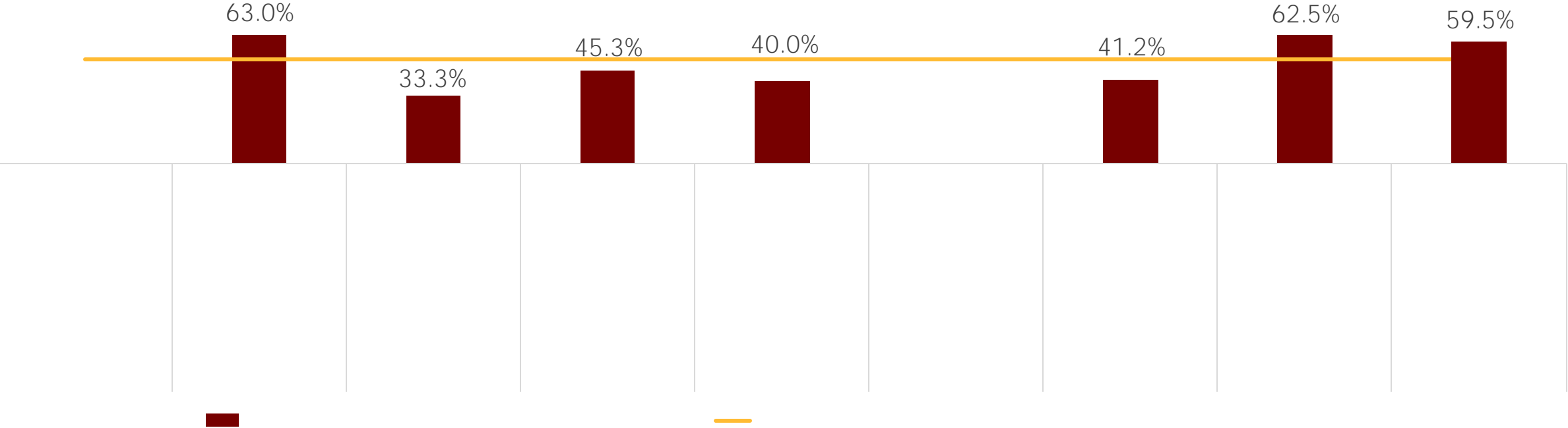
—



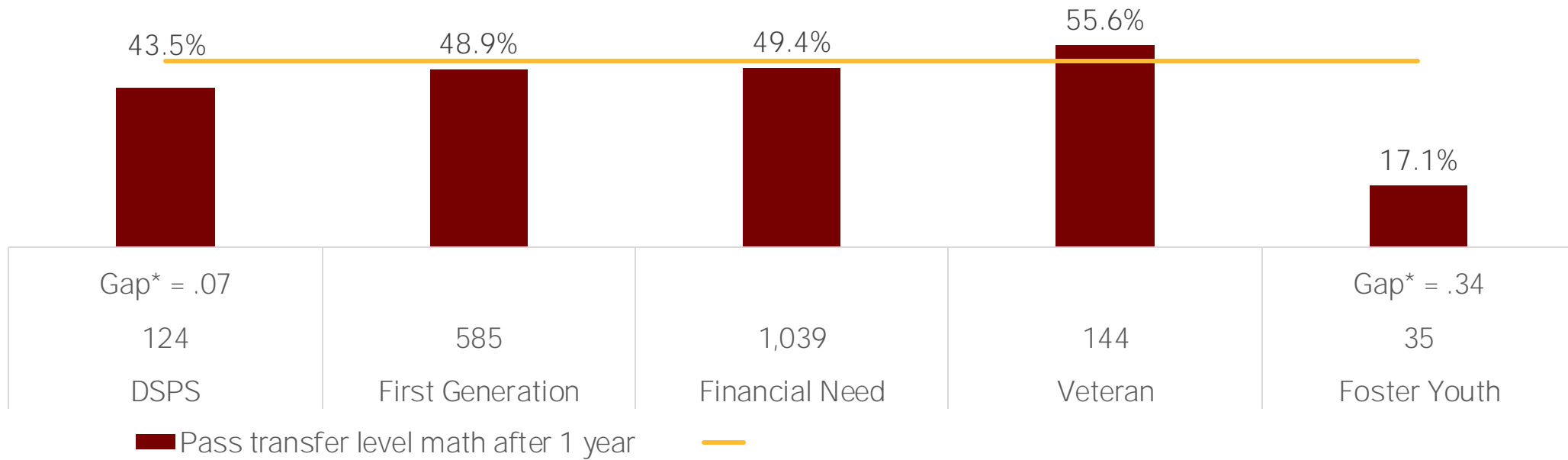
Completed Transfer level English after 1 year
Fall 2020 cohort



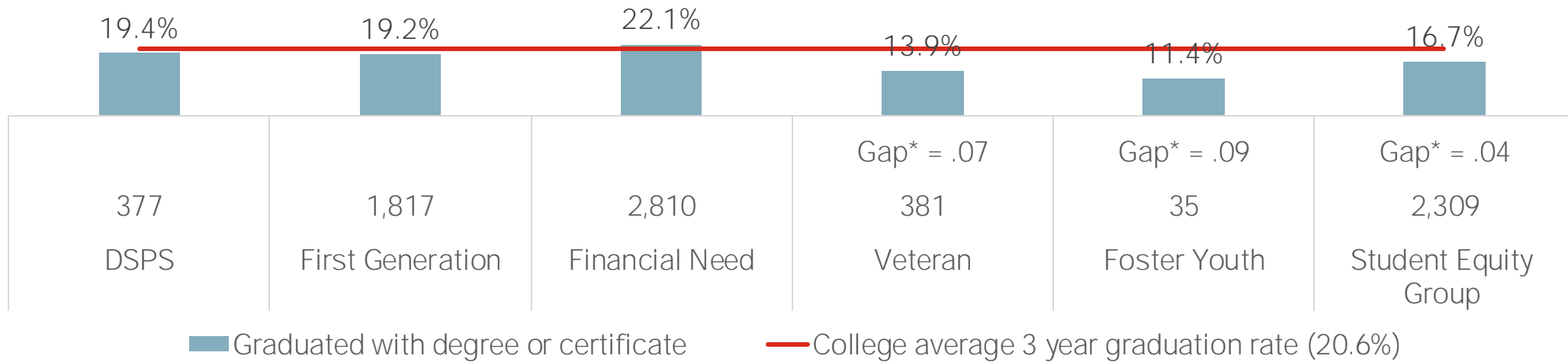
Completed Transfer level math after 1 year
Fall 2020 cohort




Completed Transfer level math after 1 year
Fall 2020 cohort



Graduated (earned a degree or cert.)
2017-18 cohort within 3 years



Transferred to a 4 year
2010 (o)-145 (c)-22 (o)-2.25 Tz 0 Tr2T0 ga949 g/TT0 1 Tf188.13 288.3 Tz



Transferred to a 4 year
2016-17 cohort within 3 years

6.6%



8.5%



9.4%



12.6%

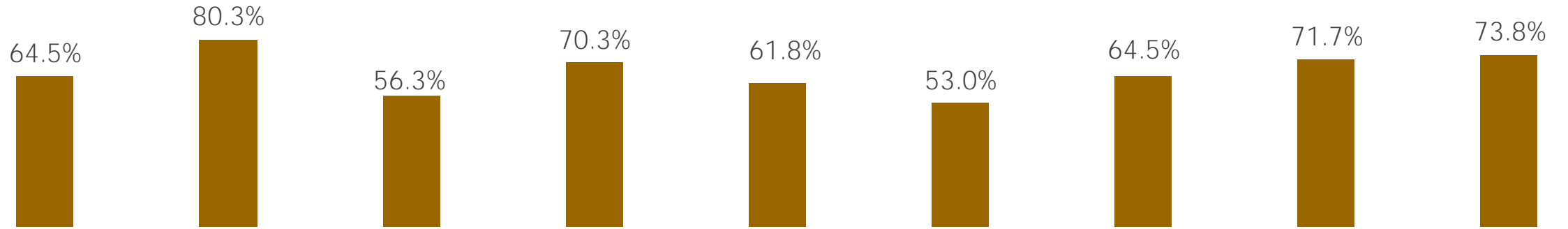


0.0%

6.8%



Course Success 2020-21



■

—

Course Success 2020-21

64.9%



69.7%



69.1%



66.5%



62.7%



Close the opportunity gap over the next 3 years for the populations with the largest disproportionate impact within each metric.

To close the gap we need more students within the focus population to meet the metric.